

Pan-International Industrial Corp. Investor Conference

Mar. 05, 2025



Disclaimer

- This presentation contains company's information from inside and outside sources, and forward-looking statements about our future results of operation, financial condition, and business prospects. However, the actual results of forward-looking statements may materially differ from those explicitly or implicitly indicated in this presentation due to a variety of reasons, including but not limited to global economic conditions, exchange rate fluctuation, market demand changes, and other risks and factors beyond company's controls.
- Except as required by law, forward-looking statements in this presentation only reflect the current view of the company as of the date it released, the company undertakes no obligation to update or revise any forward-looking statements for events or circumstances that occur subsequently.
- The company undertakes no obligation to declare or guarantee those forward-looking statements in this presentation. About the accuracy, fairness, and completeness of statements, investors should judge those by themselves.

Table of contents

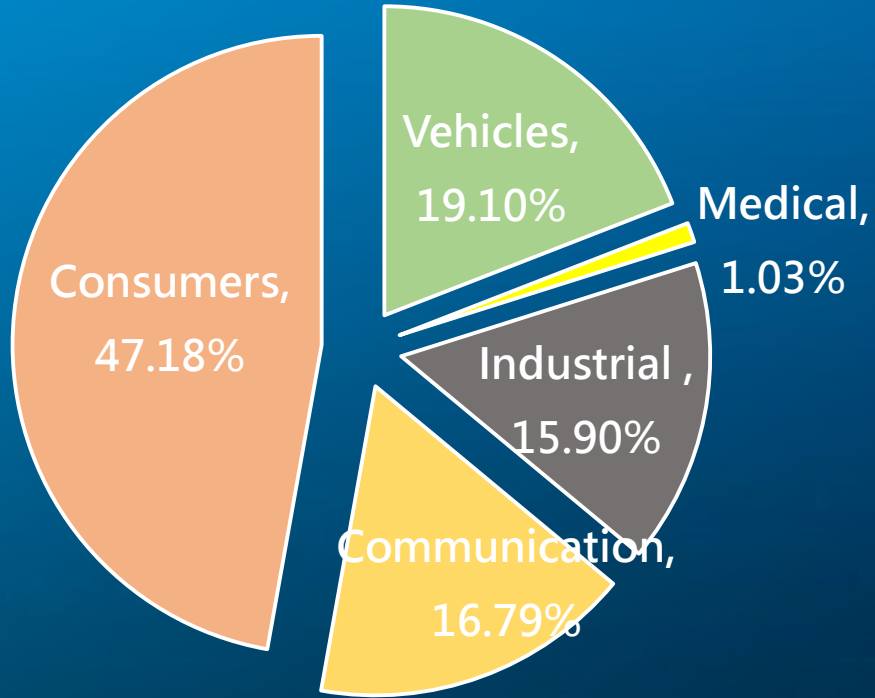
- 一. 2024 Revenue Overview
- 二. 2025 Revenue Estimate
- 三. 2024 Q3 Financial Results
- 四. Recent Major Events
- 五. Q&A

2024 Revenue Overview


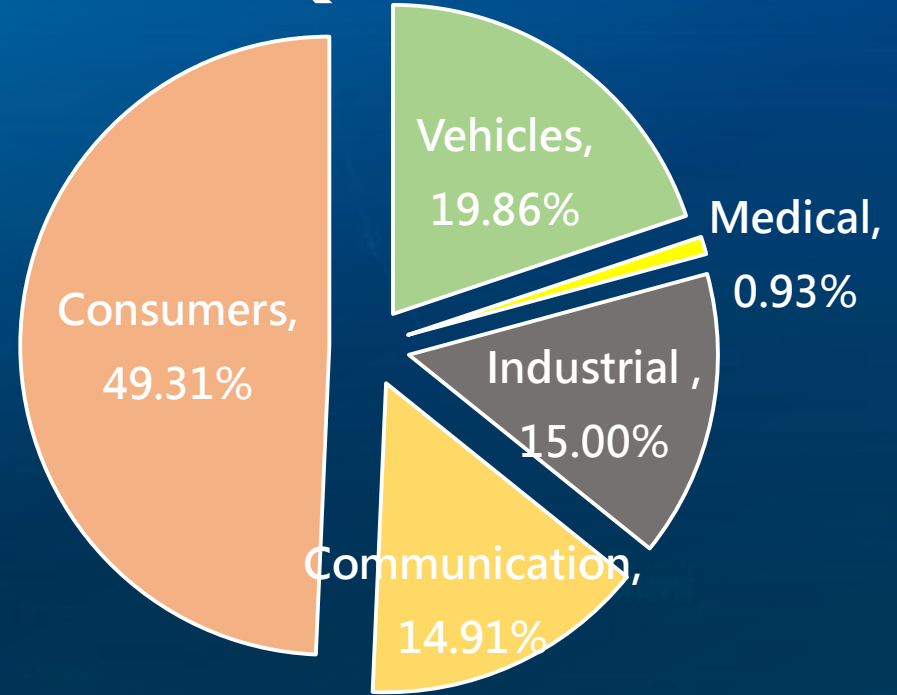


Q4 Revenue Overview

Q4 24



Q3 24



Vehicle

Medical

Industrial

Communication

Consumers

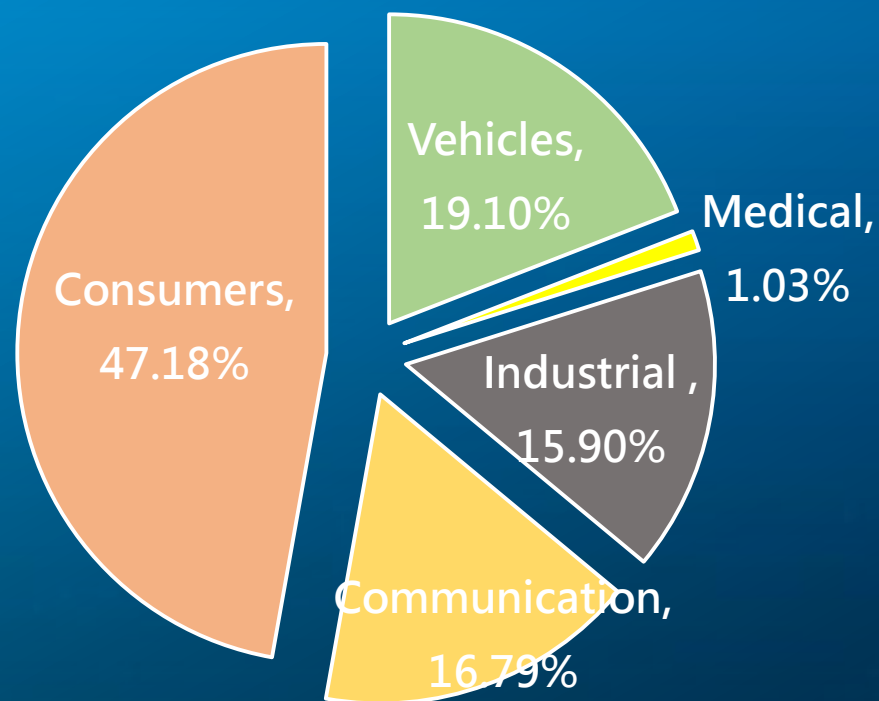
Total

QoQ


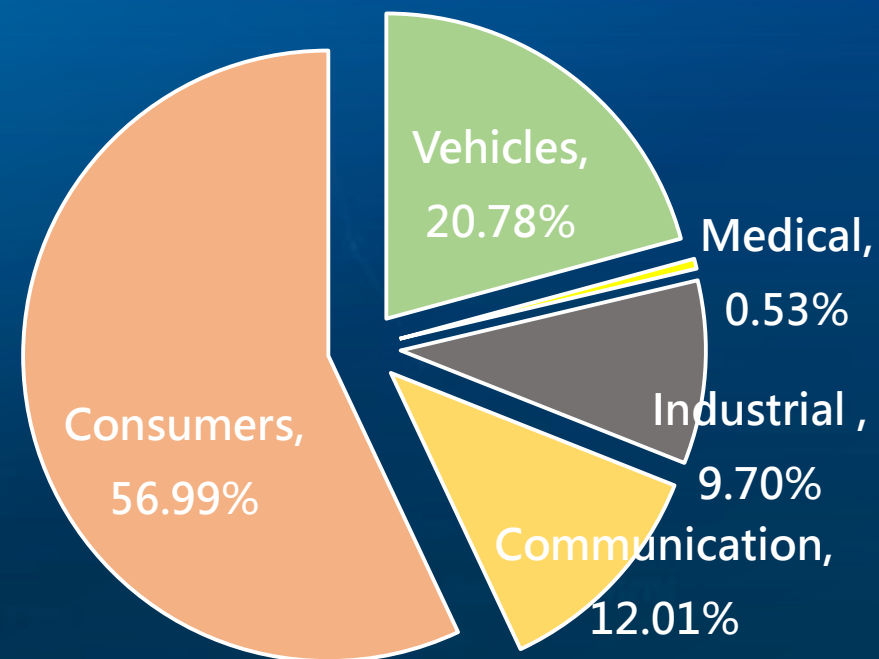


2024 Revenue Overview

2024



2023



Vehicle

Medical

Industrial

Communication

Consumers

Total

YoY




2025 Revenue Estimate



2025 Revenue Estimate

Growth Momentum :

- Network products new order shipment.
- Consumer products order increase.
- Increase the proportion of high profit products.
- Seeking the second developing growth engine.



2024 Q3 Financial Results



2024 Q3 Consolidated Statement of Income Summary



(NTD K)	Q3 24	Q2 23	QoQ	Q3 23	YoY
Revenue	6,010,532	5,446,118	10.36%	6,885,374	-12.71%
Gross profit	914,737	780,722	17.17%	812,428	12.59%
Gross profit rate	15.22%	14.34%	0.88%	11.80%	3.42%
Operating expenses	(431,570)	(412,791)	4.55%	(382,063)	12.96%
Operating profit	483,167	367,931	31.32%	430,365	12.27%
Operating profit rate	8.04%	6.76%	1.28%	6.25%	1.79%
Non-operating revenue & expenses	(83,315)	81,654	2.03%	81,671	-202.01%
Net profit before tax	399,852	449,585	-11.06%	512,036	-21.91%
Net profit after tax	311,079	329,300	-5.53%	395,386	-21.32%
Net profit rate	5.18%	6.05%	-0.87%	5.74%	-0.57%
EPS	0.56	0.53		0.64	
ROE	1.89%	2.12%		2.60%	

2024 Q3 Consolidated Balance Sheet Summary



(NTD K)	Q3 24		Q2 24		Q3 23	
	Amount	%	Amount	%	Amount	%
Cash and equivalents	6,055,082	24%	6,564,051	26%	6,408,889	26%
Accounts receivable	5,960,401	24%	6,173,062	25%	7,347,305	30%
Inventory	3,653,873	15%	3,648,180	15%	3,823,393	16%
Property, plant and equipment	3,842,770	15%	3,572,423	14%	2,721,905	11%
Total Assets	25,018,281	100%	24,900,981	100%	24,601,624	100%
Current liabilities	7,929,643	32%	8,742,259	35%	8,904,100	36%
Non-current liabilities	615,383	2%	638,441	3%	483,080	2%
Total liabilities	8,545,026	34%	9,380,700	38%	9,387,180	38%
Total equity	16,473,255	66%	15,520,281	62%	15,214,444	62%

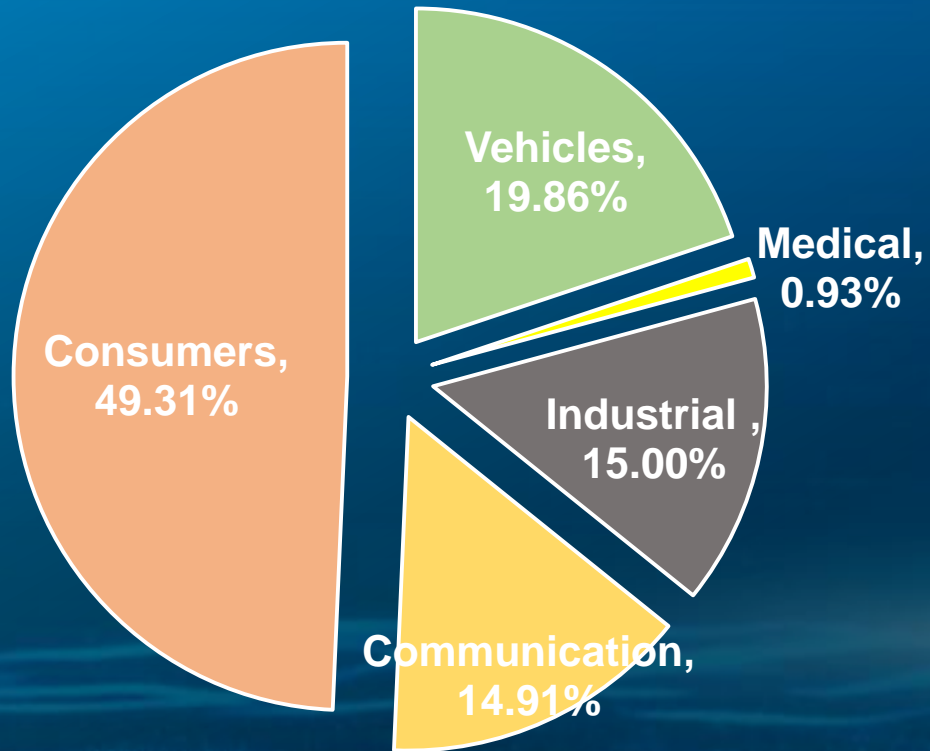
A/R Turnover Days	120	130	108
Inventory Turnover Days	78	83	65
A/P Turnover Days	108	125	96

2024 Q1 Cash Flow Summary

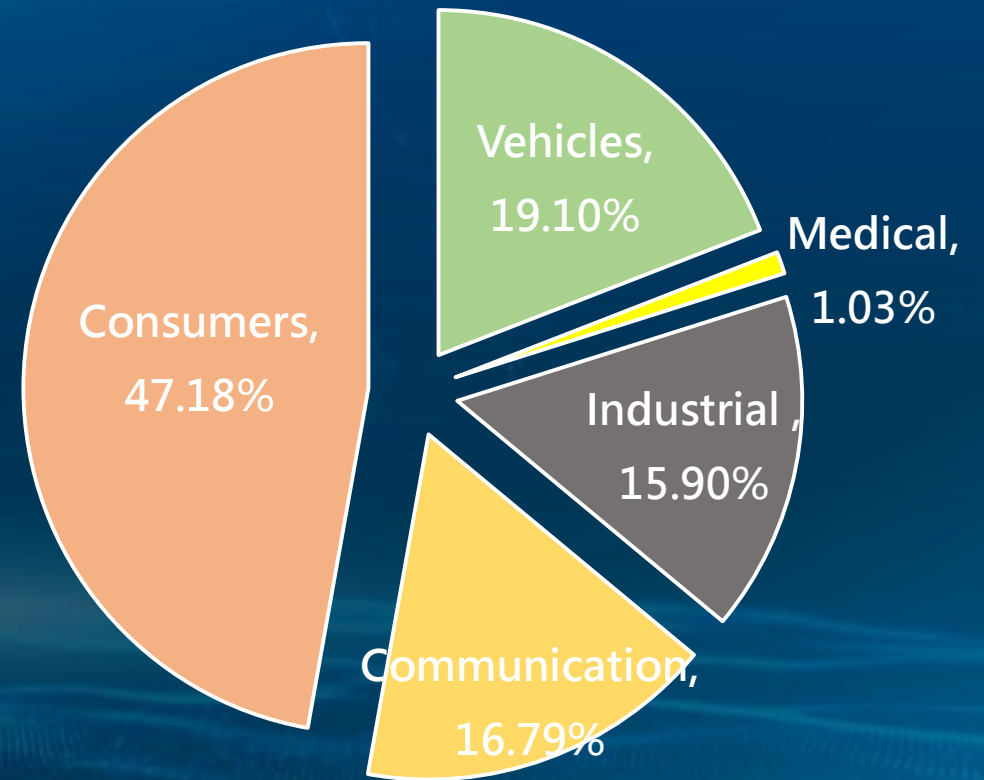
(NTD K)	Q3 24	Q3 23
Cash at beginning	6,440,208	6,713,571
Cash inflow from operating	292,092	3,135,543
Capital expenditure	767,130	629,108
Cash outflow from investing	(629,045)	(934,690)
Cash dividend	(673,850)	(725,685)
Cash outflow from financing	(328,108)	(2,511,291)
Cash at end	6,055,082	6,408,889

Revenue by Applications

Q3 24



Q2 24



Recent Major Events



Recent Major Events

- Taipei Headquarter moved to Zhonghe new office.
- Website-”Sustainability” revision ◦ (www.panpi.com.tw)
- 2023 ESG Report assured by PwC Taiwan.
 - Annual Emission Intensity decreased by 3.66%.
 - Annual Water Saving rate about 15.86% compared to 2022.
- Honghuasheng obtained the UL 2799 Zero Waste to landfill highest level platinum certification.
- TIRI was appointed as the independent institution to complete BOD performance evaluation report.

Q&A

Thank you

